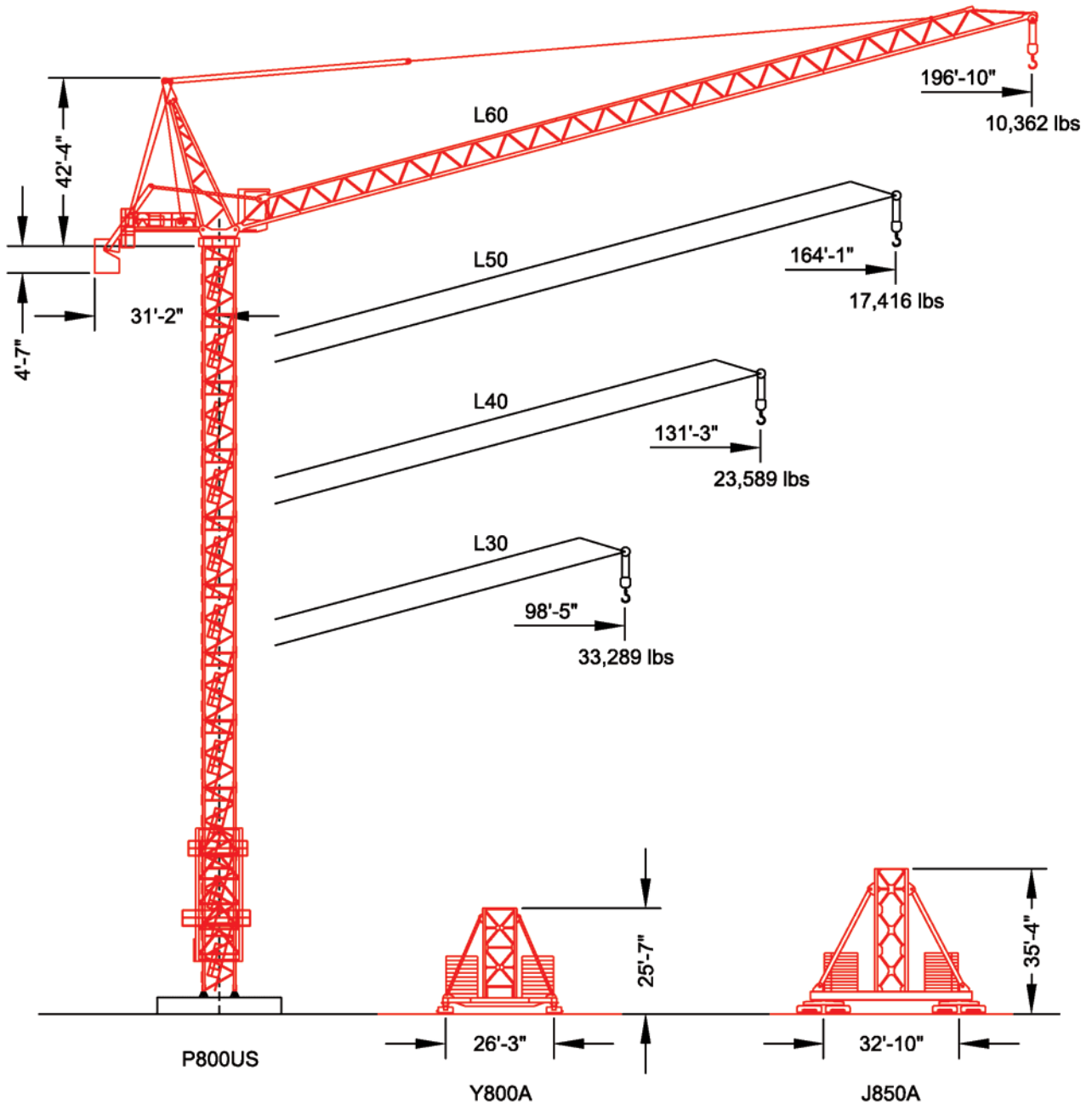





MR 405B-H24

Maximum Capacity = 52,911 lbs




Maximum Free-Standing Mast Heights

L30 Jib




P800US

L40 Jib




P800US

L50 Jib




P800US

L60 Jib




P800US

L30 Jib




P850US

L40 Jib




P850US

L50 Jib



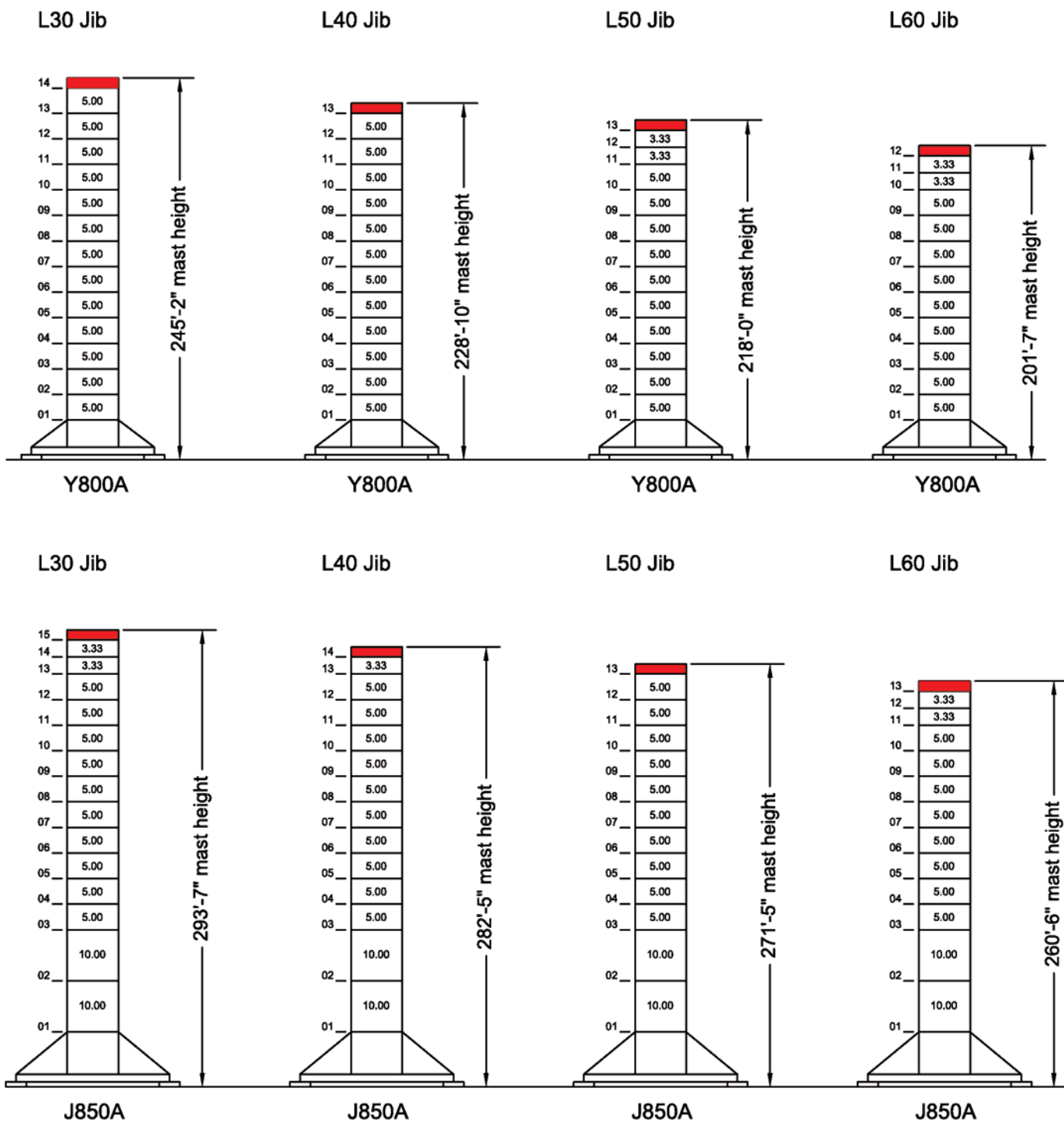
P850US

L60 Jib



P850US

Maximum Free-Standing Mast Heights

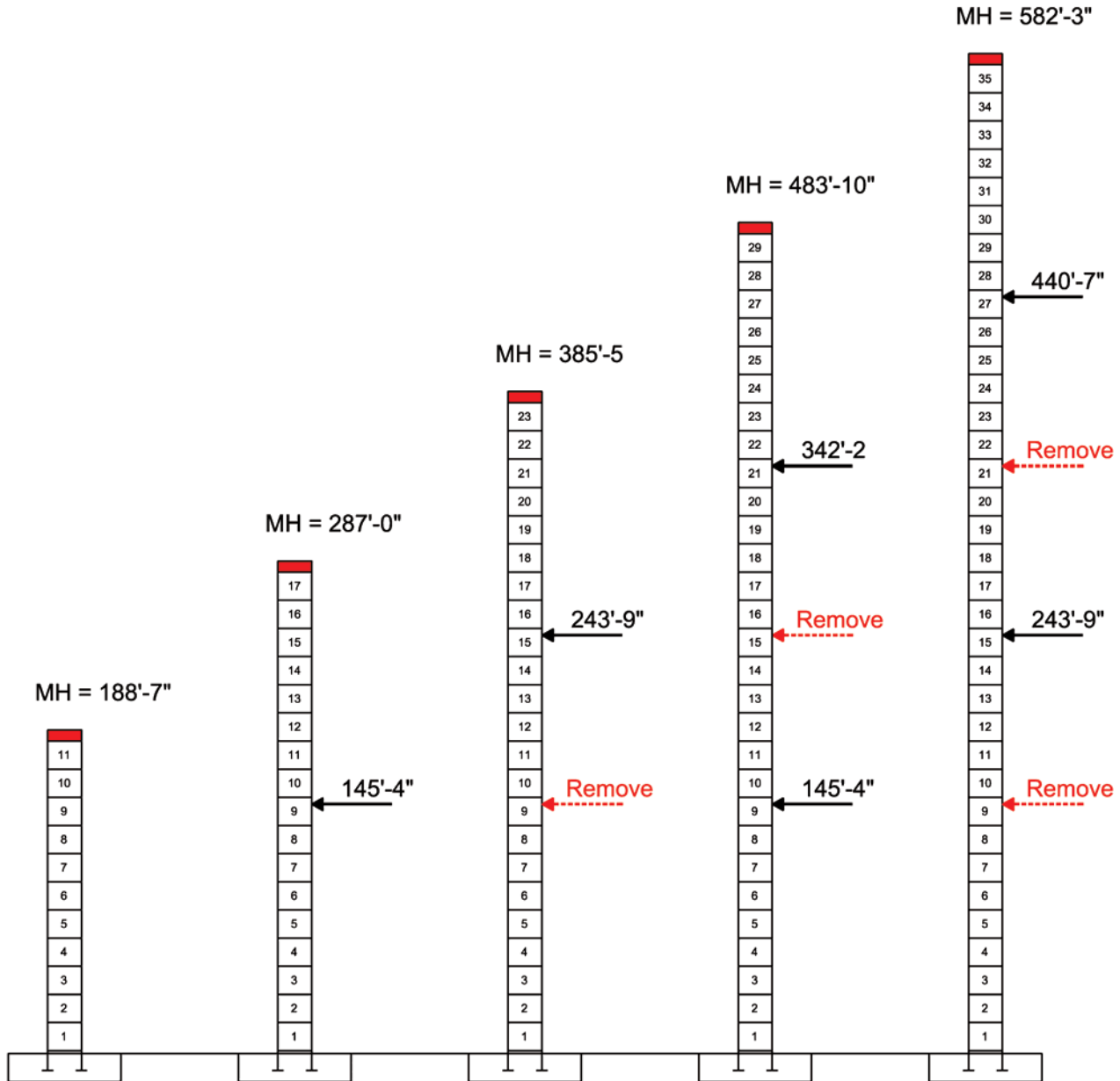


Climb Schedule Using Standard KR839 Mast

Jib Configurations: L30 thru L60 (98'-5" thru 196'-10")

P800A Foundation Anchors

This panel is 7.625"



MR 405B-H24



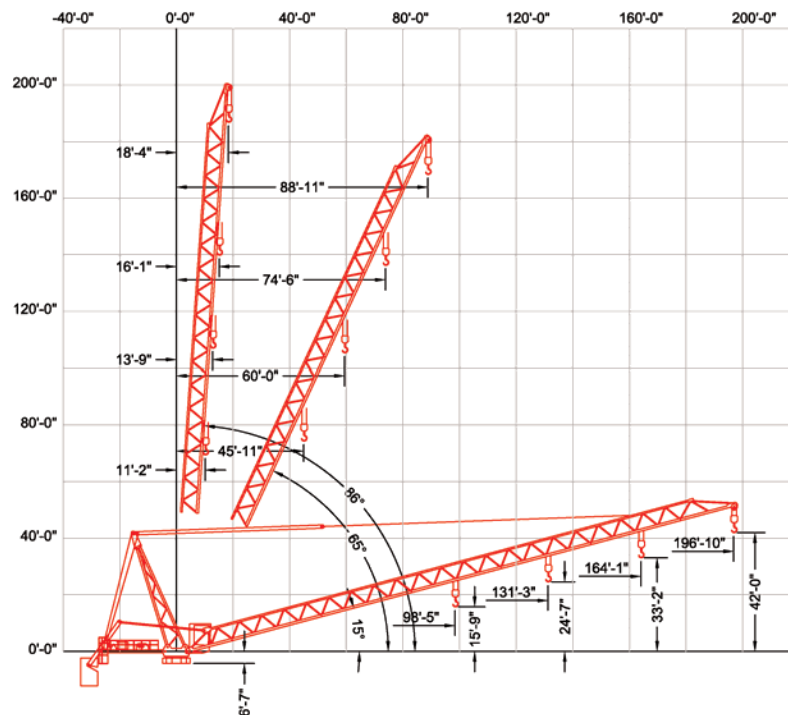
Rated Load Chart

This panel is 7.625"

Hook Radius	Capacity (lbs)			
	Jib Lengths			
	196'-10"	164'-1"	131'-3"	98'-5"
20'-0"	26,455	39,683	52,910	52,910
30'-0"	26,455	39,683	52,910	52,910
40'-0"	26,455	39,683	52,910	52,910
50'-0"	26,455	39,683	52,910	52,910
60'-0"	26,455	39,683	52,910	52,910
70'-0"	26,455	39,683	46,538	47,882
80'-0"	26,455	38,492	40,390	41,566
90'-0"	24,443	33,921	35,609	36,653
98'-5"	22,222	30,791	32,334	33,289
100'-0"	21,849	30,264	31,783	
110'-0"	19,726	27,273	28,653	
120'-0"	17,957	24,779	26,045	
130'-0"	16,461	22,670	23,838	
131'-3"	16,292	22,432	23,589	
140'-0"	15,178	20,862		
150'-0"	14,066	19,294		
160'-0"	13,093	17,923		
164'-1"	12,734	17,416		
170'-0"	12,235			
180'-0"	11,472			
190'-0"	10,789			
196'-10"	10,362			

Max. Load Radius				
From	17'-11"	15'-6"	13'-1"	10'-9"
To	83'-6"	77'-9"	62'-0"	63'-8"

Red line indicates the division between 4-part line and 2-part line



MR 405B-H24

Manitowoc
Crane Group

Mechanical Data

Function	Hoist Type	Speed vs Weight	2-part				4-part				Motor (hp)	Motor (kW)	Rope Length (ft)
			1st Gear	2nd Gear	3rd Gear	4th Gear	1st Gear	2nd Gear	3rd Gear	4th Gear			
Hoist	108 LBR 60	ft/min lbs	109 26,455	174 16,314	276 9,700	437 5,732	55 52,911	87 32,628	138 19,401	220 11,244	108	79	2,986
Boom	74 VBR	15° to 86°	2 min 20 sec								74	54	
Swing	R - 10.5	rpm	0.80								2 x 7.2	2 x 5.3	

Power Requirements: 480 V (+6% or -10%) 60 Hz measured at turn table.
Amperage: 108 LBR 60: 247 Amp (3 phase service with ground)

Note: Values given under "Rope Length" are for drum spooling capacity only.

Example:

A MR 605 with a hook height of 280-ft., full length jib, hook block in 2-part configuration, and a 40-ft. drop from the crane foundation to the lowest point in the lay down yard.

$$RRL = 319 + (2 \times (280 + 40)) + 30 = 989\text{-ft.}$$

Constant improvement and engineering progress make it necessary that we reserve the right to make specification, equipment, and price changes without notice. Illustrations shown may include optional equipment and accessories, and may not include all standard equipment. Product brochures are for illustration purposes only. Contact the manufacturer or consult the operation manual for specific details concerning this product.

Manitowoc Crane Group - Americas

Shady Grove, Pennsylvania Facility
 1565 Buchanan Trail East
 Shady Grove, PA 17256-0021, USA
 Tel: [Int + 001] 717 597 8121
 Fax: [Int + 001] 717 597 4062

MR 405B-H24

